

ECON306 – Quiz 1

2014 · 5 · 17

Name: Bruno Salcedo (Answer Key) PSU ID: bx5142

There are 4 questions. You have 40min to answer all of them. Don't forget to write your name and PSU ID (e.g. bx5142) on all the pages that you want to be graded.

1. [30 pts] Consider the random variables x, y with the following joint distribution

	$y = -1$	$y = 0$	$y = 1$
$x = 1$	1/8	3/8	1/8
$x = 0$	1/8	1/8	1/8

- (a) Find the expectation of x

$$\begin{aligned}\Pr(x = 1) &= \Pr(x = 1 \& y = -1) + \Pr(x = 1 \& y = 0) + \Pr(x = 1 \& y = 1) \\ &= \frac{1}{8} + \frac{3}{8} + \frac{1}{8} = \frac{5}{8}\end{aligned}$$

$$\mathbb{E}[x] = 1 \cdot \Pr(x = 1) + 0 \cdot \Pr(x = 0) = \Pr(x = 1) = \frac{5}{8}$$

- (b) Find the expectation of y

$$\Pr(y = 1) = \Pr(y = 1 \& x = 1) + \Pr(y = 1 \& x = 0) = \frac{1}{8} + \frac{1}{8} = \frac{1}{4}$$

$$\Pr(y = -1) = \Pr(y = -1 \& x = 1) + \Pr(y = -1 \& x = 0) = \frac{1}{8} + \frac{1}{8} = \frac{1}{4}$$

$$\begin{aligned}\mathbb{E}[y] &= -1 \cdot \Pr(y = -1) + 0 \cdot \Pr(y = 0) + 1 \cdot \Pr(y = 1) \\ &= \Pr(y = 1) - \Pr(y = -1) = \frac{1}{4} - \frac{1}{4} = 0\end{aligned}$$

(c) Find the expectation of the product xy

The product xy can take three values 1 (if $x = 1$ and $y = 1$), -1 (if $x = 1$ and $y = -1$) and 0 (if $x = 0$ or $y = 0$).

$$\Pr(xy = 1) = \Pr(x = 1 \& y = 1) = \frac{1}{8}$$

$$\Pr(xy = -1) = \Pr(x = 1 \& y = -1) = \frac{1}{8}$$

$$\begin{aligned}\mathbb{E}[xy] &= -1 \cdot \Pr(xy = -1) + 0 \cdot \Pr(xy = 0) + 1 \cdot \Pr(xy = 1) \\ &= \Pr(y = 1) - \Pr(y = -1) = \frac{1}{8} - \frac{1}{8} = 0\end{aligned}$$

(d) Find the correlation between x and y

First we find the covariance of x and y

$$\sigma_{x,y} = \mathbb{E}[xy] - \mathbb{E}[x]\mathbb{E}[y] = 0 - \frac{5}{8} \cdot 0 = 0$$

The correlation between x and y is thus

$$\rho_{xy} = \frac{\sigma_{xy}}{\sigma_x \sigma_y} = \frac{0}{\sigma_x \sigma_y} = 0$$

(e) Are x and y independent? Justify your answer

No. For instance, notice that:

$$\Pr(x = 1|y = 1) = \frac{1}{2} \neq \frac{5}{8} = \Pr(x = 1)$$

(f) Find the probability of the event that the product xy is different from 0

From the answer to (c) we have

$$\Pr(xy \neq 0) = \Pr(xy = 1) + \Pr(xy = -1) = \frac{1}{8} + \frac{1}{8} = \frac{1}{4}$$

2. [30pts] Consider the random variables x, y with the following joint distribution

	$y = -1$	$y = \sqrt{2}$	$y = \pi$
$x = 0$	0.2	0.01	0.09
$x = 5$	0.1	0.1	0.2
$x = 10$	0.025	0.075	0
$x = 20$	0.05	0.05	0.1

(a) Find the marginal distribution of x

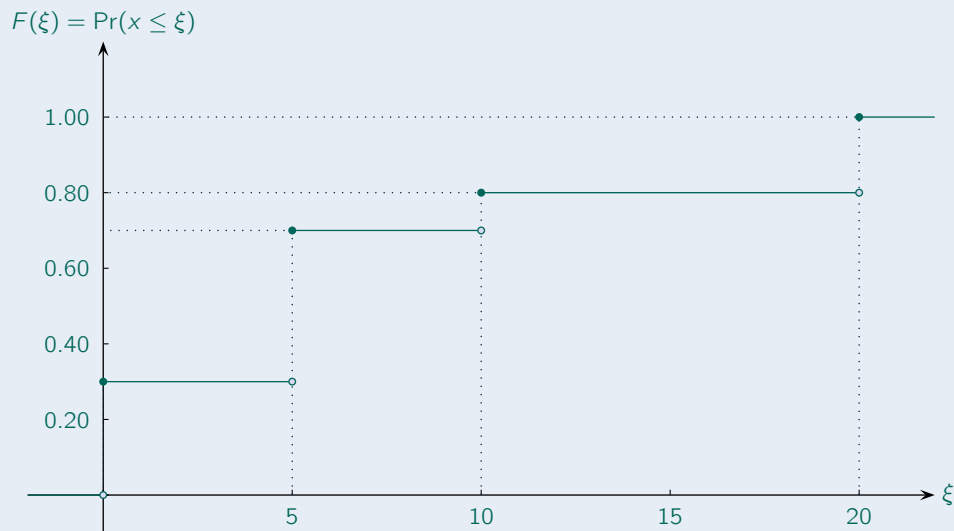
$$\begin{aligned} \Pr(x = 0) &= \Pr(x = 0 \& y = -1) + \Pr(x = 0 \& y = \sqrt{2}) + \Pr(x = 0 \& y = \pi) \\ &= 0.2 + 0.01 + 0.09 = 0.3 \end{aligned}$$

$$\begin{aligned} \Pr(x = 5) &= \Pr(x = 5 \& y = -1) + \Pr(x = 5 \& y = \sqrt{2}) + \Pr(x = 5 \& y = \pi) \\ &= 0.1 + 0.1 + 0.2 = 0.4 \end{aligned}$$

$$\begin{aligned} \Pr(x = 10) &= \Pr(x = 10 \& y = -1) + \Pr(x = 10 \& y = \sqrt{2}) + \Pr(x = 10 \& y = \pi) \\ &= 0.025 + 0.075 + 0 = 0.1 \end{aligned}$$

$$\begin{aligned} \Pr(x = 20) &= \Pr(x = 20 \& y = -1) + \Pr(x = 20 \& y = \sqrt{2}) + \Pr(x = 20 \& y = \pi) \\ &= 0.05 + 0.05 + 0.1 = 0.2 \end{aligned}$$

(b) Find the marginal *cumulative* distribution of x



(c) Find the expectation of x

$$\begin{aligned} \mathbb{E}[x] &= 0 \cdot \Pr(x = 0) + 5 \cdot \Pr(x = 5) + 10 \cdot \Pr(x = 10) + 20 \cdot \Pr(x = 20) \\ &= 0 \cdot \frac{3}{10} + 5 \cdot \frac{4}{10} + 10 \cdot \frac{1}{10} + 20 \cdot \frac{2}{10} \\ &= 0 + 2 + 1 + 4 = 7 \end{aligned}$$

(d) Find the expectation of x^2

$$\begin{aligned}\mathbb{E}[x^2] &= 0^2 \cdot \Pr(x=0) + 5^2 \cdot \Pr(x=5) + 10^2 \cdot \Pr(x=10) + 20^2 \cdot \Pr(x=20) \\ &= 0 \cdot \frac{3}{10} + 25 \cdot \frac{4}{10} + 100 \cdot \frac{1}{10} + 400 \cdot \frac{2}{10} \\ &= 0 + 10 + 10 + 80 = 100\end{aligned}$$

(e) Find the variance of x

$$\mathbb{V}[x] = \mathbb{E}[x^2] - (\mathbb{E}[x])^2 = 100 - 7^2 = 51$$

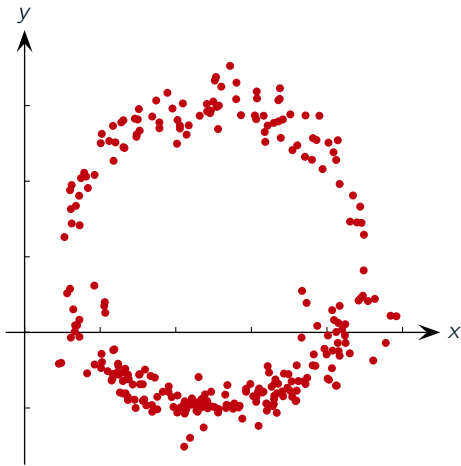
(f) Find the conditional distribution of y conditional on $x = 5$

$$\begin{aligned}\Pr(y = -1|x = 5) &= \frac{\Pr(y = -1 \text{ and } x = 5)}{\Pr(x = 5)} = \frac{0.1}{0.4} = \frac{1}{4} \\ \Pr(y = \sqrt{2}|x = 5) &= \frac{\Pr(y = \sqrt{2} \text{ and } x = 5)}{\Pr(x = 5)} = \frac{0.1}{0.4} = \frac{1}{4} \\ \Pr(y = \pi|x = 5) &= \frac{\Pr(y = \pi \text{ and } x = 5)}{\Pr(x = 5)} = \frac{0.2}{0.4} = \frac{1}{2}\end{aligned}$$

3. [20pts] For each of the following four scatterplots involving random samples for variables x and y

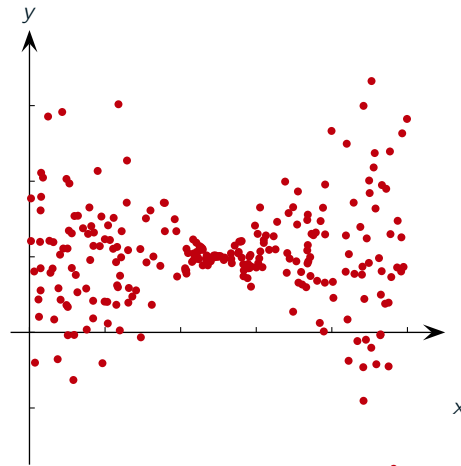
(a) Does the correlation of x and y appear to be positive, negative or close to 0?

(b) Do x and y appear to be independent?



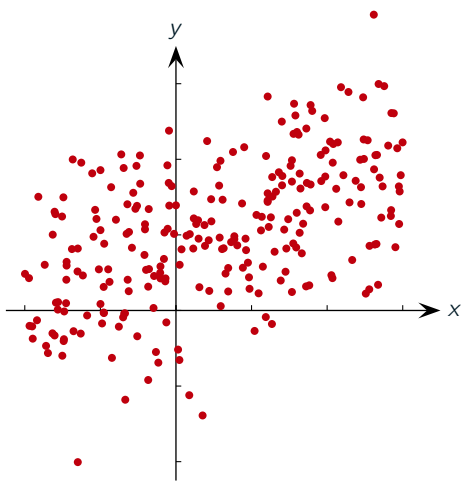
Correlation: Close to 0

Independence: NOT independent



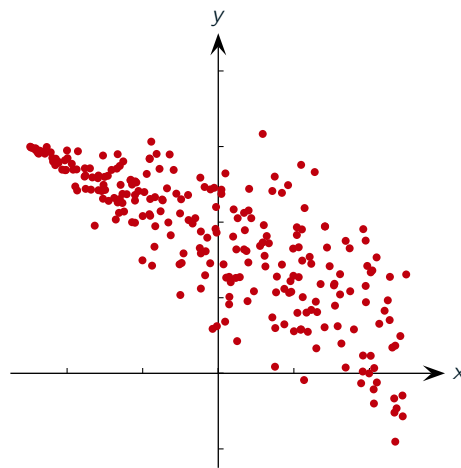
Correlation: Close to 0

Independence: NOT independent



Correlation: Positive

Independence: NOT independent



Correlation: Negative

Independence: NOT independent

4. [20pts] Which of the following objects are random (R) and which are deterministic (D)?

Random sample	<input checked="" type="radio"/> R	<input type="radio"/> D
Statistic	<input checked="" type="radio"/> R	<input type="radio"/> D
Empirical distribution	<input checked="" type="radio"/> R	<input type="radio"/> D
Estimate	<input type="radio"/> R	<input checked="" type="radio"/> D
Sample mean	<input checked="" type="radio"/> R	<input type="radio"/> D
Bias of an estimator	<input type="radio"/> R	<input checked="" type="radio"/> D
Estimator	<input checked="" type="radio"/> R	<input type="radio"/> D
Cumulative probability distribution	<input type="radio"/> R	<input checked="" type="radio"/> D
Sampling distribution	<input type="radio"/> R	<input checked="" type="radio"/> D
Expectation	<input type="radio"/> R	<input checked="" type="radio"/> D
